
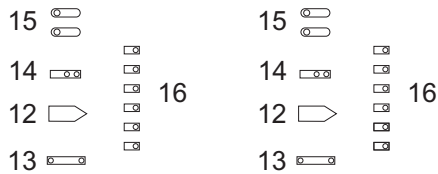
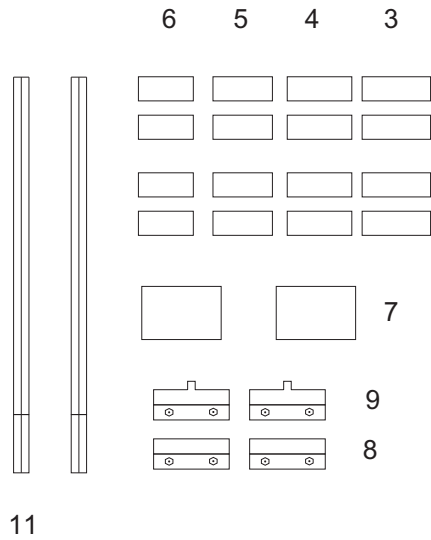
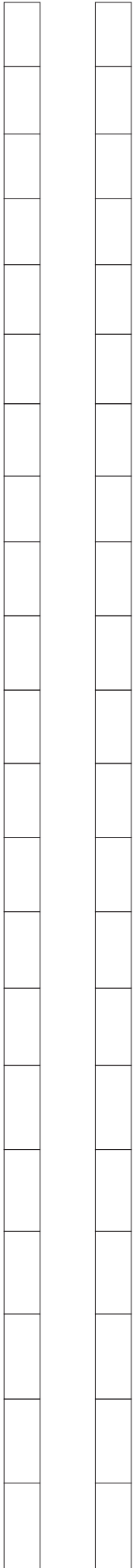


Słup trakcyjny sieci skompensowanej. Skala 1:45


Wycinanka zawiera elementy do wykonania dwóch słupów

Instrukcja wykonania na <http://blog.mariomodelario.eu>



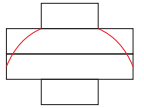
- I 0,4 _____ 1x
- II 0,5 _____ 1x
- III 0,5 - 4x
- IV 0,3 ∨ 2x
- V ∨ 2x
- VI 0,3 _____ 1x
- VII _____ 1x
- VIII 0,4 _____ 1x

szablony do elementów z drutu



izolatory


zszlifować
na wiertarce



podstawa



zszlifować



1mm

